



14 PI


HEAVY DUTY TANDEM AXLE PIPE TOP UTILITY TRAILER


BigTex TRAILERS


 GVWR: 14,000#


 LOAD CAPACITY: 10,9600 - 11,260#

 LENGTHS: 16', 18', 20'

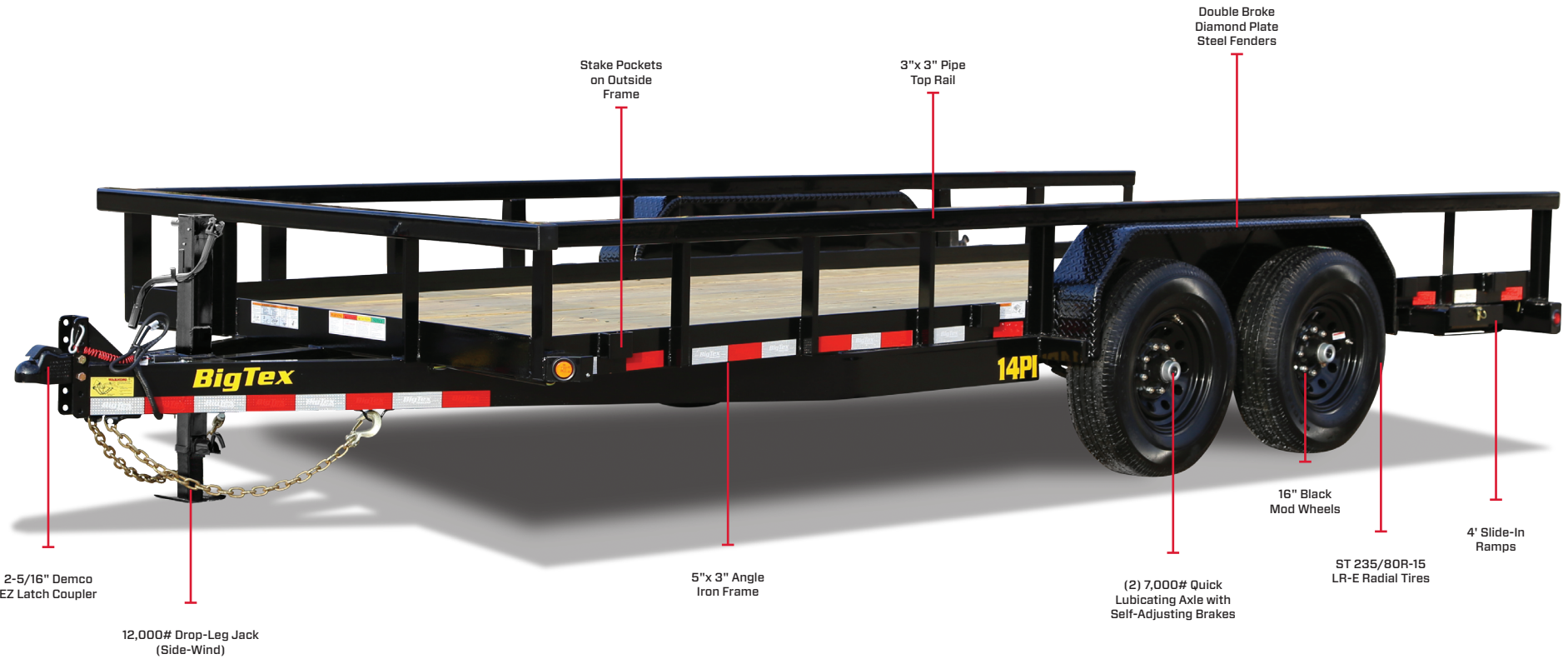
 DECK WIDTH: 83"

 WEIGHT: 2,740 - 3,040#

 AXLES: Tandem (2 x 7,000#)

 DECK HEIGHT: 21-3/4"

 COUPLER: Bumper Pull




STURDY PIPE TOP RAIL

Tackle the toughest jobs with a robust Top Rail, constructed from 3"x 3" square tubing.




SELF-ADJUSTING BRAKES

Both axles are equipped with Self-Adjusting Brakes, delivering optimum braking performance with minimal maintenance.



FAST & EASY HITCHING

The Demco EZ Latch Coupler is built to last and provides a fast and easy connection. The automatic latching system securely locks when lowered, saving you time and effort.



(4) INTEGRATED TIE-DOWN POCKETS

Secure your cargo easily with integrated loops conveniently located on the outside frame.

Big Tex Trailers reserves the right to change price, design, material and/or specification without notice or obligation.